MATHS FIELD GUIDE · GRADE 1

Share a group fairly

OPENING PROBLEM

Share eight equally between two children. How many each?

A 

B 

02 Same total, two division questions
03 Rules and worked cases
04 Share the stickers
05 Compare the models
06 Make the groups equal
07 Check your reasoning

ILLUSTRATED PROBLEM SHEET

Same total, two division questions

Sharing tells how many each gets. Grouping tells how many groups fit.

1



Share eight equally between two children. How many each?

Four. Each pair of turns gives both children one.

2

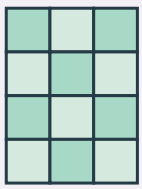

Twelve counters go into groups of three. How many groups?

Four complete rows.

3

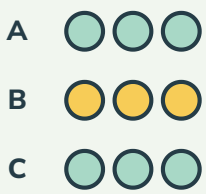

Nine are shared among three. How can you check?

Three groups of three rebuild nine.

4



Seven buttons go on cards, three to a card. What remains?

Two complete cards and one spare button.

Six shared among three
two per child.

Six put two per plate
three plates.

CHAPTER PROBLEM

Two people have shares of five and three. Is that equal? How can you fix it?

No. Move one from the five-share to the three-share. Both will have four.

MATHS REFERENCE · GRADE 1

Share a group fairly

Equal sharing gives everyone the same amount.

We must say what we are sharing and how many people share it.

Cases to recognise

Situation	What to do and why
Share six crackers between two children	Three fair rounds give each child three.
Give eight buttons to four children	Two rounds use all eight. Check four pairs make eight.

Read the model

Share one each, in turns

Share six counters between two people. Give one to each, then repeat.

Each person gets three. None are left over.

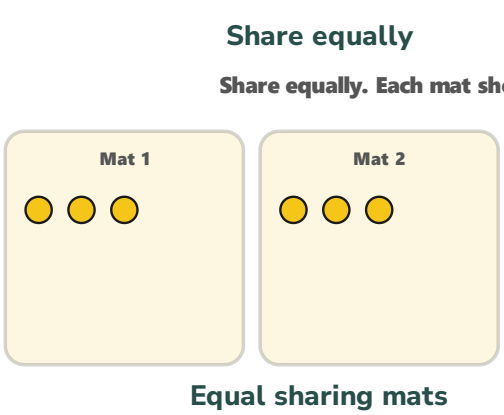

Equal sharing mats

Check every share

These shares have four counters and two counters.

They are not equal. Move one counter from the larger share to the smaller share. Then each has three.

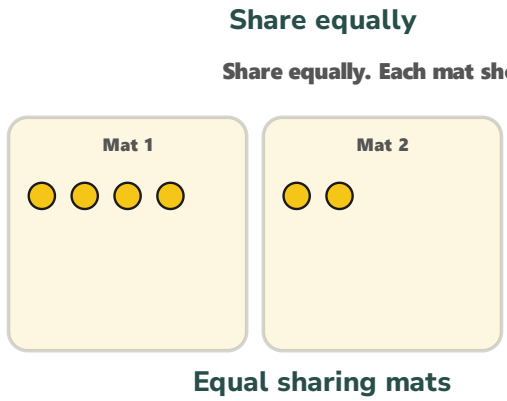

Equal sharing mats

share Give an amount to people or groups.
equal share The same amount for each.
left over Not included in the equal shares.

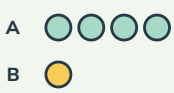

Can you see five without counting from one?

See four together and one more. Five.

WORKED INVESTIGATION

Share the stickers

Deal eight stickers to two children. Give each child one before starting another round. Four complete rounds give each child four.

Look at this part	What it tells you
After 1 round	1 each, 6 left
After 3 rounds	3 each, 2 left
After 4 rounds	4 each, 0 left

Work it through

If the piles are five and three, move one sticker from the larger pile to the smaller. Both become four without changing the total.

Catch the mistake

Giving out every sticker does not by itself make a fair share. Match the two piles to test whether they are equal.

Compare the cases

Try three people

Share nine counters between three people.

Give one each, three times. Each person gets three counters.

Share equally

Share equally. Each mat should match.

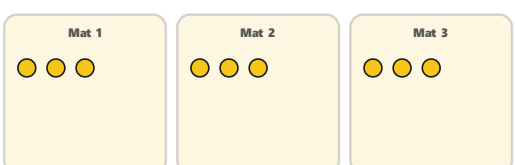

Equal sharing mats

The whole amount must stay

After sharing, gather all the counters again.

You should have the same total. Do not lose or add any counters.

Change one condition

Try nine stickers. After giving four to each child, one whole sticker remains. It cannot be shared equally as a whole sticker.

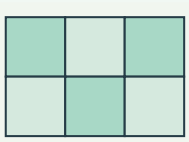

How many dots would fit if you put one in each cell?

Two rows of three give six. Counting three pairs gives the same six.

SHARE A GROUP FAIRLY

Compare the models

Sometimes one is left

Share five whole counters between two people.

Give two to each. One is left. You cannot make equal whole-counter shares using all five.

More people can change the share

Six counters shared by two gives three each.

Six counters shared by three gives two each. The total stayed six; the size of each share changed.

Try a fair repair

Make unequal shares using eight blocks on two mats.

Move blocks until the shares match. Check that all eight are still there.

Explain your reasoning

Eight counters are shared equally between two people. How many each?

Four each. Two shares of four remake eight.

Two more worked cases

Situation	Reasoning
Share five whole cards between two	Give two each. One card remains if cards stay whole.
One child has four beans and another has two	Move one bean across. Both then have three.



Pair the rows. How many pairs and how many counters?

Three pairs. Each pair uses two counters, so there are six counters.

ILLUSTRATED PROBLEM SHEET

Make the groups equal

Count the groups and the amount in each group separately.

1

A ○○○

B ●●●

C ○○○

Three bags, three marbles each. How many?

Three plus three plus three is nine.

2

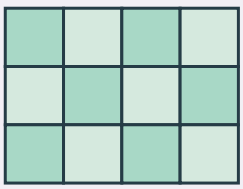

How does a rectangle show twelve?

Three rows of four. You can also see four columns of three.

3

A ○○

B ●●

C ○

Can you count these as three twos?

One group is short. There are five, one fewer than six.

4

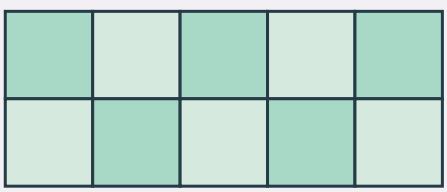

Cover one full column. What is left?

Two rows of four, or eight counters.

Four pairs
eight objects.

Four groups with one missing from a pair
seven objects.

CHAPTER PROBLEM

Can all seven whole counters be shared equally between two people?

No. Three each leaves one counter over.

QUESTION BANK · FOLD OR COVER THE RIGHT COLUMN

Check your reasoning

Try the problem	Solution and reasoning
01 Eight apples, two per plate. Is the answer two or four plates?	Four plates. The two tells how many go on each plate.
02 Add one counter to every bag when there are three bags. How does the total change?	It grows by three, one for each bag.
03 Share twelve stickers equally among three children. How many rounds can you deal?	Four rounds use twelve stickers. Each child gets four. Three piles of four check the total.
04 Ten grapes go to five children. How many does each get?	Two rounds of one grape per child use ten, so two each.
05 Six pens must be shared by four people as whole pens. Can everyone have two?	No. That would need eight pens. One each leaves two.
06 Deal six more counters equally to the three boxes. How many in each at the end? 	Each box starts with one and receives two more. Three per box makes nine altogether.



Which is easier to count, all the shapes or just the squares?

There are three squares and three circles. Use those groups to check the total of six.

BANANALEARN LEARNING LIBRARY

Where will your maths take you next?

GRADE 1 MATHS

Choose your next problem.

Explore more illustrated guides and practise a related topic.

Browse Grade 1 guides →

Keep exploring

GRADE 1 · TOPIC GUIDE

A half is one of two equal parts

Open guide →

GRADE 1 · TOPIC GUIDE

Equal groups and skip counting

Open guide →

Visit bananalearn.com →